

# Core Competencies



# WHY ARE THESE IMPORTANT?

Communication



Thinking



Personal/Social



Creative      Critical

- Positive Personal & Cultural Identity
- Personal Awareness & Responsibility
- Social Responsibility

# What is Communication?

- How do you share information with others?
- How do you demonstrate active listening and contribute to collaborative work environments?
- What do you do when you disagree?
- How do you adapt when communicating to different audiences?

**DO NOT RIDE WITHOUT A HELMET!**



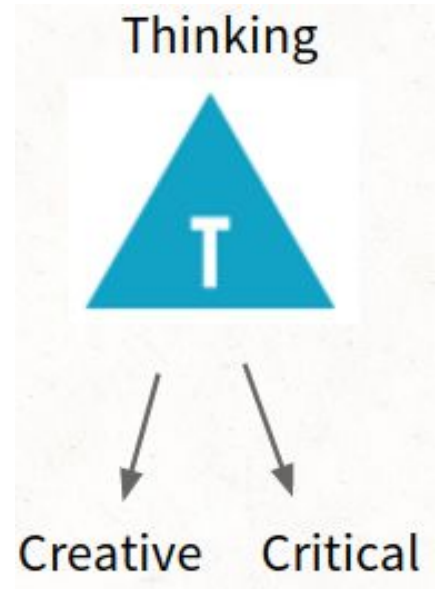
# What is Critical Thinking? Creative Thinking?

## Critical Thinking

- What things do you consider when making a decision?
- Describe something that didn't work and what you did differently?
- What strategies do you use to analyze ideas?
- Describe a time when you changed your mind and why?

## Creative Thinking

- Where do your new ideas come from?
- How do you use other people's ideas to support your thinking?
- What inspires you to be creative?



Put your critical and creative thinking to work!

Can you solve the **Tangram**?

Did I mention that there are prizes?

# Personal & Social-This is about being a good person

- What strategies do you use to persevere?
- How do you look for ways to make the lives of others better? How you you take action?
- What influences your decisions?

What should we say more often?

Personal/Social



- Positive Personal & Cultural Identity
- Personal Awareness & Responsibility
- Social Responsibility

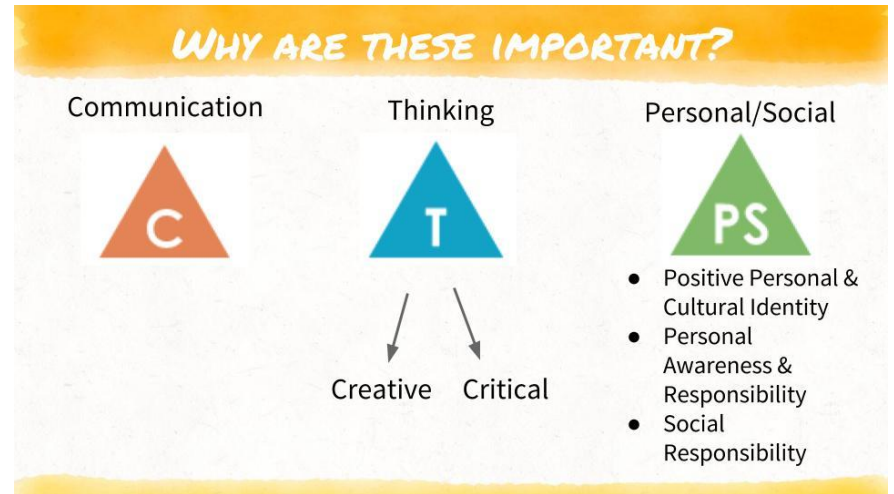


# Think, Pair, Share

Think about a time when you demonstrated one or more of the Core Competencies?

How would you like to document it?

How do you feel you could grow in at least one of these competencies?



# Students are expected to self reflect...

This year, all grade 9 students will have copies of the Student Self-Reflection document and Prompts for Core Competencies shared with you via Google Drive.

Students will be expected to self-reflect on the Core Competencies and set personal growth goals over the course the year.

**Before you leave today please complete one self-reflection and locate one artifact that supports this reflection.**

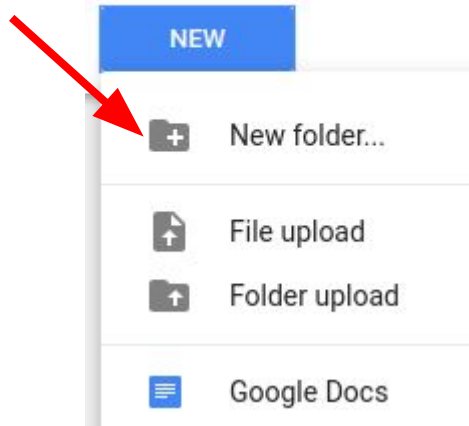
# Creating a CC Self Reflection 2017 Folder

1. Go to your DRIVE



2. Click on

Sooke School District Drive



3. Name the folder:

New folder



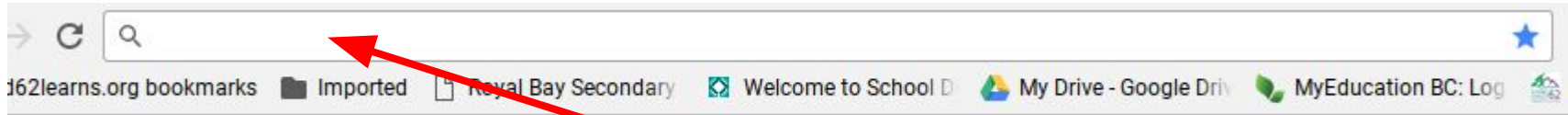
CC Self Reflection 2017

CANCEL

CREATE



# Put templates into your CC Self Reflection 2017 Folder



“Student Self-Reflection” - [bit.ly/2pz45MB](https://bit.ly/2pz45MB) (example)

“Prompts for Core Competencies” - [bit.ly/2pz2ITa](https://bit.ly/2pz2ITa)

**Make a Copy:** File, make a copy...

Copy document ✕

Name

Comments will not be copied to the new document.

Folder

Copy will be created in a shared folder.

Share it with the same people

# Walking you through for first reflection

**2 min:** Think about your experiences this school year, what example(s) can you give that demonstrates your ability to communicate?

\* What artifact demonstrates this?

**3 min:** Talk out your ideas with a partner

- if you are stuck, look at the prompts.

# Complete a Self-Reflection

## What should this include:

- Assesses strengths using an “I” statement.
- Provides evidence of learning (artifact)
- Growth plan is realistic and achievable.
- A clear plan to reach growth in communication is evident.

AND as time goes on in your high school career,

- Evidence of revisiting the self-reflection to monitor growth.

